

CD connector system

Wire-to-Board

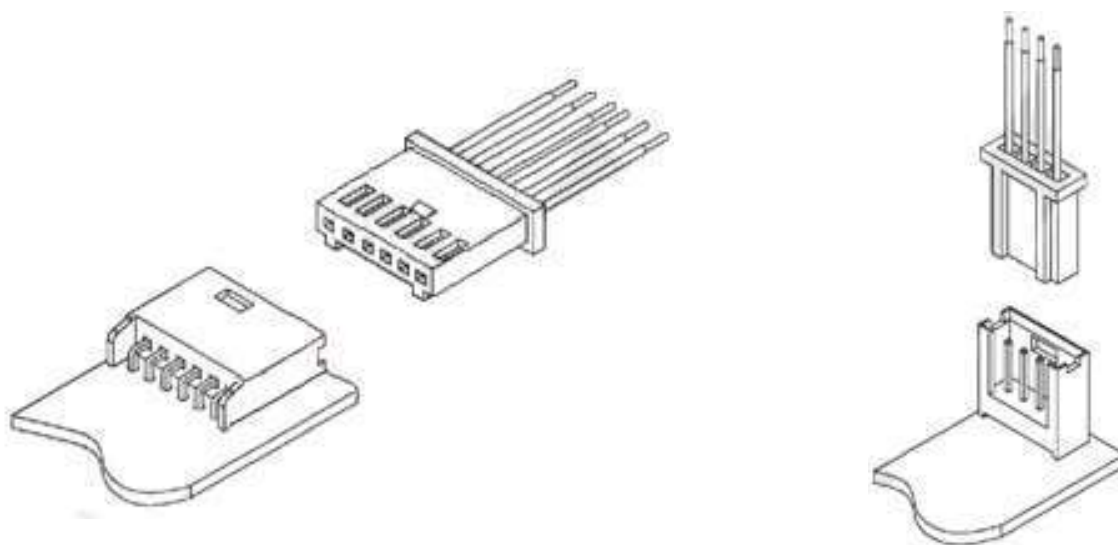
Passo 2.54mm

Pitch 2.54mm

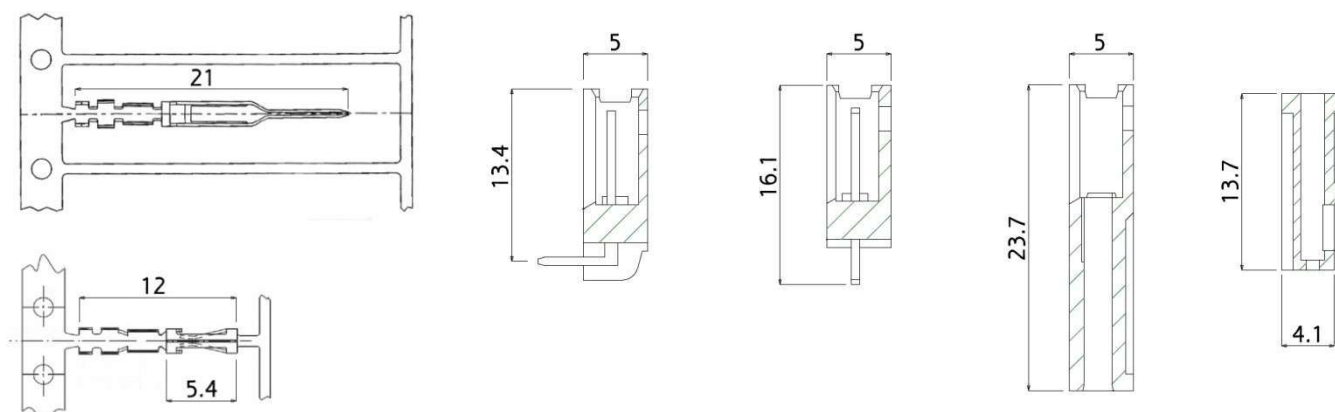
DESCRIZIONE / Overview

Sistema di connessione con una fila di contatti a passo 2.54mm utilizzabile con circuiti di alimentazione o con circuiti di segnale a bassa tensione. Il sistema di connessione che consiste in terminali femmina e maschio a crimpare, connettori volanti wire-to-wire e connettori wire-to-board da scheda con terminali tipo Pin a saldare premontati.

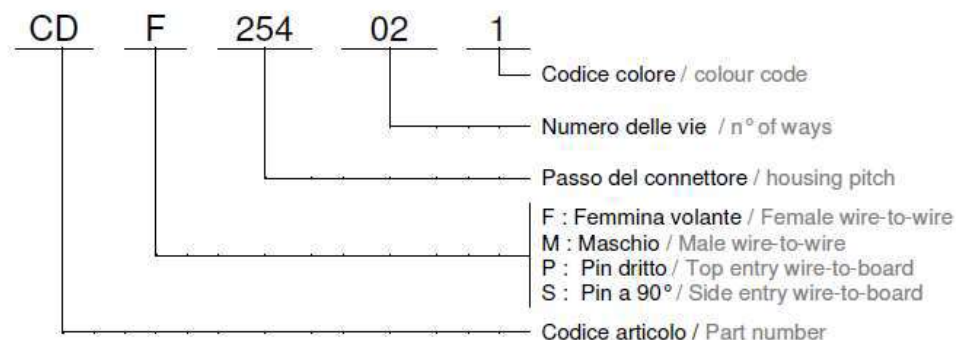
This modular connectors range on a single row of contacts with 2,54 mm pitch can be used with low voltage and current signal circuits. Connectors consists of crimp female and male terminals, wire-to-wire and PCBoard header supplied with preloaded solder tail pincontacts for wire-to-board applications.



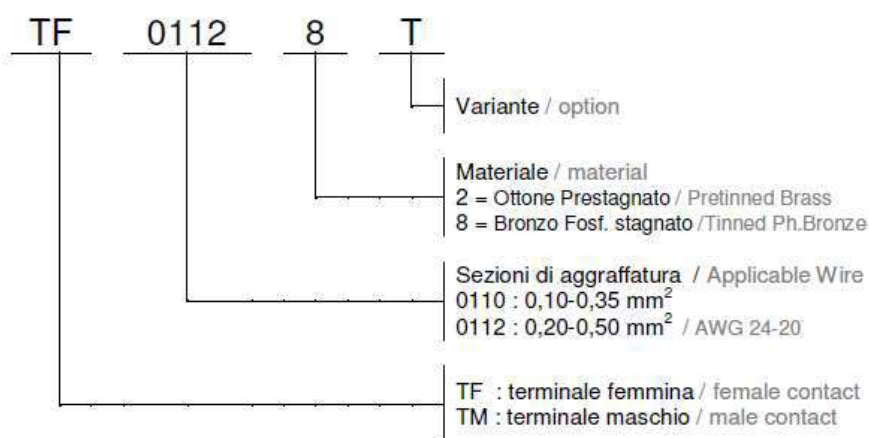
DIMENSIONI / Dimensions



IDENTIFICAZIONE CONNETTORI / Housings Name and Part Number



IDENTIFICAZIONE TERMINALI / Contacts Name and Part Number



CARATTERISTICHE MATERIALI / Materials Specification

Connettori / Housings	PA66-V0 or PC-V1
Terminali / Contacts	Ottone o Bronzo Fosforoso stagnati / Brass or Phosphor Bronze with tin plating (Lead-Free)

CORRENTI E CAVI APPLICABILI / Ratings and Applicable Wires

Sezioni di cavo applicabili / Applicable Wire	0,20 - 0,50mm ² , 24-20 AWG
Tensione della corrente di lavoro / Rated Voltage	40Vac / 60Vdc
Portata di corrente / Rated Current (max.)	3 A max per contact


CARATTERISTICHE ELETTRICHE / Electrical Specification





Temperatura d'esercizio / Operating temperature	-40°C ~ +140°C
Resistenza del contatto / Contact Resistance	12 mΩ max

AUTOCERTIFICAZIONI / Product certification






CONNESSIONE FEMMINA / Female range

DESCRIZIONE Description	PASSO Pitch	CODICE Code	Sezione/wire section		MATERIALE Material	TRATTAMENTO Treatment	CERTIFICATI Approvals	CONF.NE Package
			mm ²	AWG				
	5,1mm	TF01128T	0,20-0,50	24-20	Br.Fosforoso Phosphor Br.	Stagnato Tinned	---	2X20.000





DESCRIZIONE Description	n. vie n.circuit	CODICE Code	MATERIALE Material	RATING			CERTIFICATI Approvals	CONF.NE Package
				UL94	RTI	GWT		
	2	CDF254021	PA66	V0	130	---	---	3.000
	4	CDF254041	PA66	V0	130	---	---	3.000
	6	CDF254061	PA66	V0	130	---	---	2.000
	8	CDF254081	PA66	V0	130	---	---	2.000

CONNESSIONE MASCHIO VOLANTE / Male wire-to-wire range





DESCRIZIONE Description	PASSO Pitch	CODICE Code	Sezione/wire section		MATERIALE Material	TRATTAMENTO Treatment	CERTIFICATI Approvals	CONF.NE Package
			mm ²	AWG				
	8,35mm	TM01128	0,20-0,50	24-20	Br.Fosforoso Phosphor Br.	Stagnato Tinned	---	6 x 2.500

DESCRIZIONE Description	n. vie n.circuit	CODICE Code	MATERIALE Material	RATING			CERTIFICATI Approvals	CONF.NE Package
				UL94	RTI	GWT		
	2	CDM254021	PA66	V0	130	---	---	3.000
	4	CDM254041	PA66	V0	130	---	---	3.000

CONNETTORI CON PIN DRITTO / Top entry wire-to-board header

DESCRIZIONE Description	n. vie n.circuit	CODICE Code	MATERIALE Material	RATING			CERTIFICATI Approvals	CONF.NE Package
				UL94	RTI	GWT		
	2	CDP254021	PC	V1	90	---	---	3.000
	4	CDP254041	PC	V1	90	---	---	3.000
	6	CDP254061	PC	V1	90	---	---	2.000
	8	CDP254081	PC	V1	90	---	---	2.000

CONNETTORI CON PIN ad ANGOLO / Angle entry wire-to-board header

DESCRIZIONE Description	n. vie n.circuit	CODICE Code	MATERIALE Material	RATING			CERTIFICATI Approvals	CONF.NE Package
				UL94	RTI	GWT		
	2	CDS254021	PC	V1	90	---	---	3.000
	4	CDS254041	PC	V1	90	---	---	3.000
	6	CDS254061	PC	V1	90	---	---	2.000
	8	CDS254081	PC	V1	90	---	---	2.000